

FEDERAL AND ONTARIO TAX FORMS

IF you like this product, distribute it widely and please send \$10.00 to the address below for registration and this year's update. Subsequent updates/enhancements \$5.00 annually

I would appreciate any modifications or enhancements.

Write to me at home:

Kevin Antonides
9 Hunter Rd.
GRIMSBY, Ont.
L3M 4A3

Please do not distribute in modified form.

This version is based on the 1990 forms with updates taken from the 1991 T1 Special - the complete UPDATE to follow shortly (if you register).

ALL TAXES ARE CALCULATED BY SCH 1, WHICH VARIES SLIGHTLY FROM THE TABLES USE THE QUICK UP-DATE TABLE AT THE TOP FOR TAX PLANNING/CHANGES

Enter only on blank lines OR where the 0 is bolded/coloured on ALL necessary forms/Schedules. There are TWO (2) COMPLETE sets of forms including: T1GENERAL, Schs 1,6,7, GST, Ont Tax, Ont Tax Credits

Each set of forms are LINKED where necessary for the purposes of calculating taxes, family income,credits, etc. where necessary.

If completing TWO sets of forms, be sure both aren't claiming the same deductions such as dependants or charitable donations

TAX PLANNING for two people: enter info, each on a set of forms & shedules, then "toggle" the Y/N switch at the top of each section of the Schedule or change the dependant claim to/from 100% to see which scenario for claim deductions works to your advantage.

the default is set so that the top form makes all the claims

Make sure you at least enter date of birth and marital status on page 1

PRINTING: 12 pitch seems to work nicely on 8.5" x 11", but set page length to 66 and top/bottom margins to 0. (pg 2 is a tight fit)

make sure printer is aligned right at the top of page!

no print macros are made yet, but you can print the forms by name

--> see table of named ranges begining cell:

I'm looking into whether or not Revenue Canada will accept these forms as printed

THE BASIC STRUCTURE OF THIS SPREADSHEET IS OUTLINED BELOW:

| Quick up-date table
| for next year,

| begin cell:

#NAME?

| T1 General for
| spouse/sup. person 1
| contains 4 "pages"
| begin cell:

#NAME?

| T1 General for
| spouse/sup. person 2
| contains 4 "pages"
| begin cell:

#NAME?

TXFORM9x.wk1 by K. Antonides

Tax Year:
Basic Personal Amount
Age Amount
Married/Equiv. to Married Amt
-max income for full claim
Dependent children - 1 & 2
Dependent children - 3 & more
-max income for full claim
Pension Income deduction
Max C.P.P. Pensionable Erngs
C.P.P. Rate & Exemption
Max C.P.P. Contribution

Taxable Income

Sheet1

\$28785
\$28785
\$57568

Tax Rates:

Federal Surtax Rate
above Fed taxes of
- additional surtax is
=====

For Spouse/Supporting Person 1:
=====

=====

FEDERAL AND ONTARIO INDIVIDUAL TAX RETURN - T1 GENERAL -

Full Name & Address below:

x

Filed Before (Y/N)?

If Yes, what Year? 19

Name(last return) same?

Addr(last return) same?

Occupation in Taxation year

x

Present Employer:

STEP 2 - CALCULATION OF TOTAL INCOME

Employment Income (T4)
Commissions (T4)
Other Employment Income incl tips & gratuities
Old Age Security Pension T4A(OAS)
Canada or Quebec Pension Plan T4A(P)
Other Pensions or superannuation T4A
Family Allowance payments (att TFA1)
Unemployment Insurance Benefits (T4U)
Taxable Dividends from Canadian Corp (Sch 5)
Interest & Investment Income (Sch 5)
Partnership Income (Sch 5)
Rent Income Gross
Taxable Capital Gains (Sch 3)
Alimony or separation allowance income
Registered Retirement Savings Plan Inc. (T4RSP)
Other Income (specify):
Business Inc Gross
Professional Inc Gross
Commission Inc Gross
Farming Inc Gross
Fishing Inc Gross
TOTAL INCOME

=====

STEP 3 - CALCULATION OF TAXABLE INCOME

Pens. adj. amt (T4/T4A)
Registered Pension Plan Cont'bs (T4)
R R S P Contribution
Annual union, prof., or like dues (receipts)
Child care expenses (attach form T778)
Attendant care expenses (attach form T929)
Allowable business investment losses
Moving expenses - (attach form T1-M)
Alimony or separation allowance paid
Carrying charges & interest expenses (Sch 5)
Exploration & development expenses (Sch 5)
Other employment expenses (T2200 or TL2)
Other deduct (specify):
 Add lines 207 to 232 incl
 Net Income before adjustments (line 200 - 233)
 Social Benefits Repymt (if income in lines 113, 118/119)
 NET INCOME (line 234 - 235)
Add:Accumulated Forward Averaging Amount Withdrawal - T581

Employee home relocation loan deduction (T4)
Stock option and shares deductions
Limited partnership losses of other years
Non-capital losses of other years
Net capital losses of other years
Capital gains deduction (attach form T657)
Northern residents deduction (form T2222)
Additional deductions (line 256 in guide)
 Add lines 248 to 256 incl

STEP 4 - CALCULATION OF NON-REFUNDABLE TAX CREDITS

Basic personal amount
Age amount, if born in
Married amount (complete Personal Amts, Sch 6)
Amount for dependant children (Sch 6)
Equivalent-to-married amount (Sch 6)
CPP/QPP Contributions (T4) max:
C.P.P. for self employed earnings (pg 3)
U.I. Premiums (T4) max:
Pension income amount - max:
Disability amount for self:
Disability amount for dep. other than spouse
Tuition Fees for self- att. receipts or T2202A
Education amount for self (T2202 or T2202A)
Tuit & Educ trans from child (TT2202 or T2202A)
Amounts transferred from spouse (Sch 2)
Medical Exp (receipts)
Subt 3% of Net Inc or
 whichever is less --->
Allowable portion
 Add lines 300 to 326 incl & line 332
 NON-REFUNDABLE TAX CREDITS: line 335 x
Total Donations (att receipts)
 On the first

Add lines 338,346, & 348 for your TOTAL NON-REFUNDABLE TAX CREDITS

Use this page to keep track of things such as donations that can be linked to a line (eg. 340)in the forms

CANADA PENSION PLAN CONTRIBUTIONS ON SELF-EMPLOYMENT EARNINGS

Pensionable self-employment earnings

Add: Pensionable earnings from employment from T4 slips

Subtract: Basic C P P exemption of:

Earnings subject to contribution; max:

Required contribution:

Subtract: Contributions through employment (T4 slips)

C.P.P. Contribution Payable on Self-Employment Earnings (to page 2 & 4) ----->

STEP 5 - SUMMARY OF TAX AND CREDITS

Tax Table Method Only:

Subtr. Political Contr.

Allowable Tax Credit (line 410 in Guide)

Investment Tax Credit

Labour Sponsored Funds Credit (receipts)

Total of above Credits

Federal tax before surtax (line 406 - 416 or \$ 0)

Add: Federal Individual Surtax (406 in guide or 419 on Sch 1)

Add: Ontario Tax (line 428 on form T1C ONT)
C.P.P. contrb payable on self-empl earnings from pg 3
Repymt of Social Benefits (calc at line 235 in guide)
Repymt of child tax credit ovrpymt from Sch 7 part B)

Tax Deducted per information slips
Fed Credits:Child Tax Cr (Sch 7)
 CPP overpayment
 U.I. overpayment
 Refund of Investment Tax Credit
 Part XII.2 tax credit (att T3 slip)
Other Cr: Tax paid by installments
 Forwd avg tax credit (att T581)
Ontario Tax Credits
TOTAL CREDITS (lines 437 to 478 incl.)

I hereby certify that the information given on this return and in any documents attached is true, correct and complete in every respect and fully disclose my income from all sources.

SIGNATURE: _____

TELEPHONE: _____

Language of Correspondence:

Anglaise

English

=====

P.S.: You qualify for a GST credit of :
If so, complete form beginning cell:

=====

For Spouse/Supporting Person 2:

=====

=====

FEDERAL AND ONTARIO INDIVIDUAL TAX RETURN - T1 GENERAL -

Full Name & Address below:

X

Filed Before (Y/N)?

If Yes, what Year? 19

Name(last return) same?

Addr(last return) same?

Occupation in Taxation year

X

Present Employer:

=====

STEP 2 - CALCULATION OF TOTAL INCOME

Employment Income (T4)

Commissions (T4)

Other Employment Income incl tips & gratuities

Old Age Security Pension T4A(OAS)

Canada or Quebec Pension Plan T4A(P)

Other Pensions or superannuation T4A

Family Allowance payments (att TFA1)

Unemployment Insurance Benefits (T4U)

Taxable Dividends from Canadian Corp (Sch 5)

Interest & Investment Income (Sch 5)

Partnership Income (Sch 5)

Rent Income Gross

Taxable Capital Gains (Sch 3)

Alimony or separation allowance income

Registered Retirement Savings Plan Inc. (T4RSP)

Other Income (specify):

Business Inc Gross
Professional Inc Gross
Commission Inc Gross
Farming Inc Gross
Fishing Inc Gross
TOTAL INCOME

STEP 3 - CALCULATION OF TAXABLE INCOME

Pens. adj. amt (T4/T4A)
Registered Pension Plan Cont'bs (T4)
R R S P Contribution
Annual union, prof., or like dues (receipts)
Child care expenses (attach form T778)
Attendant care expenses (attach form T929)
Allowable business investment losses
Moving expenses - (attach form T1-M)
Alimony or separation allowance paid
Carrying charges & interest expenses (Sch 5)
Exploration & development expenses (Sch 5)
Other employment expenses (T2200 or TL2)
Other deduct (specify):
 Add lines 207 to 232 incl
 Net Income before adjustments (line 200 - 233)
 Social Benefits Repymt (if income in lines 113, 118/119)
 NET INCOME (line 234 - 235)
Add:Accumulated Forward Averaging Amount Withdrawal - T581

Employee home relocation loan deduction (T4)
Stock option and shares deductions
Limited partnership losses of other years
Non-capital losses of other years
Net capital losses of other years
Capital gains deduction (attach form T657)
Northern residents deduction (form T2222)
Additional deductions (line 256 in guide)
 Add lines 248 to 256 incl

STEP 4 - CALCULATION OF NON-REFUNDABLE TAX CREDITS

Basic personal amount
Age amount, if born in
Married amount (complete Personal Amts, Sch 6)
Amount for dependant children (Sch 6)
Equivalent-to-married amount (Sch 6)
CPP/QPP Contributions (T4) max:
C.P.P. for self employed earnings (pg 3)

U.I. Premiums (T4) max:
Pension income amount - max:
Disability amount for self:
Disability amount for dep. other than spouse
Tuition Fees for self- att. receipts or T2202A
Education amount for self (T2202 or T2202A)
Tuit & Educ trans from child (TT2202 or T2202A)
Amounts transferred from spouse (Sch 2)
Medical Exp (receipts)
Subt 3% of Net Inc or
 whichever is less --->
Allowable portion
 Add lines 300 to 326 incl & line 332
 NON-REFUNDABLE TAX CREDITS: line 335 x
Total Donations (attach receipts)
 On the first

Add lines 338,346, & 348 for your TOTAL NON-REFUNDABLE TAX CREDITS

=====

Use this page to keep track of things such as donations that can be
linked to a line (eg. 340)in the forms

CANADA PENSION PLAN CONTRIBUTIONS ON SELF-EMPLOYMENT EARNINGS

Pensionable self-employment earnings
Add:Pensionable earnings from emplymt from T4 slips

 Subtract:Basic C P P exemption of:
Earnings subj to contrib ;max:
Required contribution:

Subtract: Contributions through employment (T4 slips)

C.P.P. Contr'b Payable on Self-Employment Earnings (to pg 2 & 4)

STEP 5 - SUMMARY OF TAX AND CREDITS

Tax Table Method Only:

Subtr. Political Contr.

 Allowable Tax Credit (line 410 in Guide)

 Investment Tax Credit

 Labour Sponsored Funds Credit (receipts)

 Total of above Credits

 Federal tax before surtax (line 406 - 416 or \$ 0)

Add: Federal Individual Surtax (406 in guide or 419 on Sch 1)

Add: Ontario Tax (line 423 on form T1C ONT)

 C.P.P. contrb payable on self-empl earnings from pg 3

 Repymt of Social Benefits (calc at line 235 in guide)

 Repymt of child tax credit ovrrpymt from Sch 7 part B)

Tax Deducted per information slips

Fed Credits: Child Tax Cr (Sch 7)

 CPP overpayment

 U.I. overpayment

 Refund of Investment Tax Credit

 Part XII.2 tax credit (att T3 slip)

Other Cr: Tax paid by installments

 Forwd avg tax credit (att T581)

Ontario Tax Credits

TOTAL CREDITS (lines 437 to 478 incl.)

I hereby certify that the information given on this return and in any documents attached is true, correct and complete in every respect and fully disclose my income from all sources.

SIGNATURE: _____

TELEPHONE: _____

Language of Correspondence:

Anglaise

English

=====

P.S.: You qualify for a GST credit of :

If so, complete form beginning cell:

=====

OR leave me a message at:
T.A.G. BBS
(416) 383-3704
JMG Compushoppe, HAMILTON
ID #426

GENERAL DIRECTIONS:

-
|
|

Sheet1

	Schedule 1 (Federal Tax)	#NAME?
	Ontario Tax	#NAME?
	Schedule 1 (Federal Tax)	#NAME?
	Ontario Tax	#NAME?

QUICK UP-DATE TABLE FOR NEXT YEAR

Up-date these figures as they become available
to plan for the tax year as soon as possible
Once they change, so does the entire spreadsheet
so save as Txform9x when done!

	1991
	\$6280
	\$3387
	\$5233
	\$524
	\$406
	\$812
	\$2617
	\$1000
	\$30500
2.3%	\$3000
	\$632.50

Sheet1

or less	\$0
	\$4893
or more	\$12377

5.0%
\$12500
5.0%

=====

=====

=====

Y

90

Y

or:

Y

or:

1991

Sheet1

102	\$0.00
-----	--------

160

162
164
166
168
170

206	Total Income (from line 150 Pg 1)	\$0.00
-----	-----------------------------------	--------

max:

from T1016(E)

TAXABLE INCOME (line 239 - 257)

1926 or earlier

\$632.50

\$892.84

\$1000

\$4118

330

\$0.00

\$1571

\$0

\$0.00

\$250 or less, claim

On the balance, claim

CALCULATIONS PAGE

Total pensionable earnings

4.60% of subj.earngs; max:

\$30500

Taxable Income

Federal Tax from Tax Table A in Guide

Subtr. Total Non-Refundable tax credits

Federal Tax (from line 406 SCHEDULE 1)

409

\$0.00

TOTAL PAYABLE (lines 420 to 434 incl.)

REFUND

DATE: _____

Francaise

French

=====

=====

=====

Y

90

Y

or:

Y

or:

1991

102

\$0.00

160

Sheet1

162
164
166
168
170

=====

Total Income (from line 150 Pg 1)
206 \$0.00

max: from T1016(E)

TAXABLE INCOME (line 239 - 257)

1926 \$3387

\$632.50

Sheet1

\$892.84
\$1000
\$4118

330
\$1571

\$0.00
\$0
\$0.00

\$250 or less, claim

On the balance, claim

=====

CALCULATIONS PAGE

Total pensionable earnings

4.60% of subj.earngs; max:

\$30500

=====

Taxable Income

Federal Tax from Tax Table A in Guide		
Subtr. Total Non-Refundable tax credits		
Federal Tax (from line 406 SCHEDULE 1)	409	\$0.00

TOTAL PAYABLE (lines 420 to 434 incl.)

REFUND

DATE: _____

Francaise
 French

=====

=====

VERSION:

02/08/1992

#NAME?

Sch 6 (Pers. Amt)	#NAME?
Sch 7 (Tax Cr.s)	#NAME?
GST Tax Credit	#NAME?
Sch 6 (Pers. Amt)	#NAME?
Sch 7 (Tax Cr.s)	#NAME?
GST Tax Credit	#NAME?

prtd:

chkd

- x Max U.I. Contribution
- x Self Disability Amount
- x Disabled Dependents Amt
- x -disabled base income
- x Medical Base Amount
- x Basic Child Tax Credit
- x -extra for qualif child
- x -base family income amt
- x Basic Fed Sales Tax Cr
- x -extra for qualif child
- x -base family income amt
- x Basic GST Credit
- additional Cr base amt
- income base amt
- claim for qual child

Tax

Sheet1

+ 17%
+ 26% on next
+ 29% on remainder

Ontario Tax Rate
above Ont taxes of
- Ontario SurTax
=====

===== prnt: =====

===== 1991 =====

Your SIN #:

123 456 789

Spouse's SIN #:

On December 31
(1-married;2-widow(er);3-divorced;
4-seperated; 5-single):
Name of Spouse:

1991

Spouse's Address:Same?
or:

Your Date of Birth (in numbers):

Day

Month

Year

1965

Prov/Terr of residence December 31

Ontario

Prov/Terr of self-empl. (if applic)

If became or ceased to be Canadian
resident in

Date of Entry

Day

Mo

or Date of Depart

Day

1991

If taxpayer is deceased, give date
of death:

Sheet1

Day

Mo

Year

	101	\$0.00	
	104		
	113		
	114		
	115		
	118		
	119		
	120		
	121		
	122		
Net	126		
	127		
	128		
	129		
	130		
Net	135		
Net	137		
Net	139		
Net	141		
Net	143		
	150	\$0.00 ---->	

200

207	\$0.00
208	\$0.00
212	\$0.00
214	
215	
217	
219	
220	
221	\$0.00
224	
229	
232	
233	\$0.00 --->

234
235
236
237

Sheet1

add lines 236 & 237

239

248 \$0.00
 249
 251
 252
 253
 254
 255
 256
 257 \$0.00 --->

260

300 \$6280
 301 \$0.00
 303 \$0.00
 304 #NAME?
 305 \$0.00
 308 \$0.00
 310 \$0.00
 312 \$0.00
 314
 316
 318
 320
 322
 324
 326

-->

332 \$0.00
 335 #NAME?

17% (or Table A)

338

340 \$0.00

17%

----->

346

29%

----->

348

350

=====

\$0.00
\$0.00
\$0.00
\$3000
\$0.00
\$1,265.00
\$0.00

----> x

2

=====
=====
=====
400

\$0.00

401
402
406

410
412
414
416

\$0.00

\$0.00 --->

417

Net Federal Tax

419
420
426
431
432
434
435

437 \$0.00
444 \$0.00
448
450
454
456
464 \$0.00
476
479
482 \$0.00 ---->

|
v

|

484 #N/A DUE 485

Amount Enclosed:

Please attach cheque or money order
payable to the Receiver General.
Do not mail cash.
Payment is due no later than

April 30, 1992

Please attach all slips,
receipts and schedules

If you paid to have
your return prepared,
check this box --->

\$0.00
#NAME?

prnt:

1991

Your SIN #:

987 654 321

Spouse's SIN #:

On December 31
(1-married;2-widow(er);3-divorced;
4-seperated; 5-single):
Name of Spouse:

1991

Spouse's Address:Same?
or:

Your Date of Birth (in numbers):
Day

Month

Year

1965

Prov/Terr of residence December 31

Ontario

Prov/Terr of self-empl. (if applic)

If became or ceased to be Canadian
resident in
Date of Entry
Day

Mo

1991
or Date of Depart
Day

If taxpayer is deceased, give date
of death:
Day

Mo

Year

101

\$0.00

104

113

114

115

118

119

120

121

Net

122

Net

126

127

128

129

130

Sheet1

Net	135		
Net	137		
Net	139		
Net	141		
Net	143		
	150	\$0.00 --->	

=====			
			200
	207	\$0.00	
	208	\$0.00	
	212	\$0.00	
	214		
	215		
	217		
	219		
	220		
	221		
	224		
	229		
	232		
	233	\$0.00	
			234
			235
			236
			237
add lines 236 & 237			239
	248		
	249		
	251		
	252		
	253		
	254		
	255		
	256		
	257	\$0.00 --->	
			260

	300	\$6280	
	301	\$0.00	
	303	\$0.00	
	304	#NAME?	
	305	\$0.00	
	308	\$0.00	
	310	\$0.00	

Sheet1

312 \$0.00
314
316
318
320
322
324
326

-->

332 \$0.00
335 #NAME?

17% (or Table A)

338

340 \$0.00

17%
29%

----->
----->

346
348
350

=====

\$0.00
\$0.00
\$0.00
\$3000
\$0.00
\$1,265.00

----> x \$0.00 2

=====

400 \$0.00 401
402
406

410 \$0.00
412
414
416 \$0.00 --->

Net Federal Tax

417
419
420
428
431
432
434
435

437 \$0.00
444 \$0.00
448
450
454
456
464
476
479 \$0.00
482 \$0.00 ---->

|
v
DUE

484 #N/A 485

Amount Enclosed:

Please attach cheque or money order payable to the Receiver General. Do not mail cash.

Payment is due no later than

April 30,

1992

Please attach all slips,
receipts and schedules

If you paid to have
your return prepared,
check this box --->

=====

#VALUE!

#NAME?

=====

Table of |
named ranges |
begin cell: |
#NAME?

=====
01/29/23

chkd
\$892.84 x
\$4118 x
\$1540 x
\$2617 x
\$1571 x
\$585 x
\$207 x
\$25215 x
\$140 x
\$70 x
\$18000 x
\$190
\$6169
\$24769
\$100

\$28783

53.0%
\$10000
12.0%

=====
01/29/23
=====

987 654 321

you were

1

1991

,give:

Mo

\$0.00

PAGE 2

\$0.00

\$0.00

\$0.00

\$0.00

\$0.00

\$0.00

\$0.00

#NAME?

\$0.00

\$0.00

#NAME?

PAGE 3

\$0.00

\$0.00

\$0.00

PAGE 4

n/a

n/a

#N/A


\$0.00

#N/A

#N/A
#N/A
#N/A
\$0.00

\$0.00
#N/A

\$0.00
#N/A



#N/A

#N/A

=====

=====

=====

01/29/23

=====

123 456 789

you were

1

1991

,give:

Mo

\$0.00

PAGE 2

\$0.00

\$0.00

\$0.00

\$0.00

\$0.00

\$0.00

\$0.00

#NAME?

\$0.00

\$0.00

#NAME?

PAGE 3

\$0.00

\$0.00
\$0.00

PAGE 4

n/a
n/a
#N/A

\$0.00
#N/A
#N/A
#N/A
#N/A
\$0.00

\$0.00
#N/A

\$0.00
#N/A

|
v

#N/A
#N/A

=====

=====

===== SCHEDULE 1: TAX CALC FOR: =====

===== 1991 Rates of Federal Income Tax =====

----- Taxable Income | -----

\$28785
\$28785
\$57568

FEDERAL INCOME TAX

Taxable Income: line 400 pg 4

On the first
On remaining

Add: Tax Adjustments(please specify)

Subtract:

- Total Non-Refundable Tax Credits
- Federal Dividend Tax Credits
- Minimum Tax Carry Over

----- Subtract:Federal Foreign Tax Credit -----

a) Income Tax or profit tax pd

b) Net Foreign Inc

divided by Net Income

multiplied by {Basic Fed Tax

plus any Dividend Tax Credit}

FEDERAL INDIVIDUAL SURTAX
 Basic Federal Tax
 Subtr. Federal Fwrd Avg Tax Cr. (T581)

Add : 1. Amt (A)
 2. Amt (A)

Subtr.: Additional Federal Foreign Tax Credit (T2209)

Subtr.: Additional Investment Tax Credit (T2038)

=====

=====

ONTARIO INCOME TAX - FOR:

=====

SECTION 1

Gross Ontario Tax: Look up Basic Fed Tax (line 406 of return)
 Add: Ont Surtax = (Gross Ont.Inc Tax -

SECTION 2

Personal Amount Calculation
 Basic Amount for all claimants:

Amt for dep. children born in
 Number of children

Amount for disabled dependents
 Number of disabled
 dependents

Total Personal Amount (add lines 1 to 3 incl)

If (B) is greater than (A), no Ontario tax is payable. Enter zero on line (F)

Ontario Tax Reduction Calculation
 Enter: amount at line (B)
 Enter: amount at line (A)

Sheet1

Ontario Tax Reduction: line (C) minus line (D) (if negative enter zero)

Ontario Tax: line (A) minus (E) (put on line 423 on page 2)

=====

=====

SCHEDULE 1: TAX CALC FOR:

1991 Rates of Federal Income Tax

Taxable Income |

\$28785
\$28785
\$57568

FEDERAL INCOME TAX

Taxable Income - line 400 pg4

On the first
On remaining

Add: Tax Adjustments(please specify)

Subtract:

- Total Non-Refundable Tax Credits
- Federal Dividend Tax Credits
- Minimum Tax Carry Over

Subtract: Federal Foreign Tax Credit

- a) Income Tax or profit tax pd
- b) Net Foreign Inc
divided by Net Income

multiplied by {Basic Fed Tax
plus any Dividend Tax Credit}

FEDERAL INDIVIDUAL SURTAX

Basic Federal Tax

Subtr. Federal Fwrd Avg Tax Cr. (T581)

- Add : 1. Amt (A)
- 2. Amt (A)

Subtr.: Additional Federal Foreign Tax Credit (T2209)

Subtr.: Additional Investment Tax Credit (T2038)

ONTARIO INCOME TAX - FOR:

=====

SECTION 1

Gross Ontario Tax: Look up Basic Fed Tax (line 406 of return)
Add: Ont Surtax = (Gross Ont.Inc Tax -

SECTION 2

Personal Amount Calculation
Basic Amount for all claimants:

Amt for dep children born in
Number of children

Amount for disabled dependents
Number of disabled
dependents

Total Personal Amount (add lines 1 to 3 incl)

If (B) is greater than (A), no Ontario tax is payable. Enter zero on line (F)

Ontario Tax Reduction Calculation
Enter: amount at line (B)
Enter: amount at line (A)

Ontario Tax Reduction: line (C) minus line (D) (if negative enter zero)

Ontario Tax: line (A) minus (E) (put on line 428 on page 2)

=====

=====
X
=====

|
or less | \$0
| \$4893
or more | \$12377

\$0.00
\$0.00
\$0.00
Total Federal Income Tax on Taxable Income

Total of Above Credits

\$0.00
\$0.00

Deduct a) or b) whichever is less
FEDERAL TAX (to line 406 of return)

#N/A	x
#N/A	minus
Individual Surtax	

FEDERAL INDIVIDUAL SURTAX (to line 419 of return)

=====

=====

x

=====

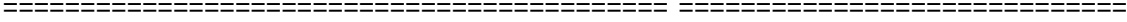
Ontario Income Tax

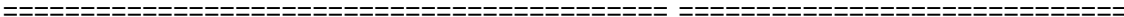
Ontario Tax Reduction

	1973
569	0

570	0
-----	---

\$167.00
#N/A





or less	\$0
	\$4893
or more	\$12377

Total Federal Income Tax on Taxable Income

\$0.00
\$0.00
\$0.00

Total of Above Credits

\$0.00
\$0.00

Deduct a) or b) whichever is less
FEDERAL TAX (to line 406 of return)

#N/A x
#N/A minus
Individual Surtax

FEDERAL INDIVIDUAL SURTAX (to line 419 of return)

x

=====

Ontario Income Tax

Ontario Tax Reduction

569	1973 0
570	0

\$167.00
#N/A

=====

```

=====
SIN # 123 456 789 T1- 1991
=====
    
```

 Tax

```

+      17%
+      26%      on next      $28783
+      29%      on remainder
    
```

```

tax is      $0.00
tax at      #N/A      #N/A
    
```

```

                    500      #N/A
                    $0.00
                    #N/A
    
```

```

Total
501      #NAME?
502      $0.00
504      $0.00
                    #NAME? --->      #NAME?
    
```

```

BASIC FEDERAL TAX                    506      #N/A
    
```

 507 \$0.00

┌
 │
 └

Sheet1

\$0.00 ----->

\$0.00

509 \$0.00
406 #N/A

			#N/A	
			\$0.00	
Amount	(A)	-->	#N/A	
	5.0%			---> #N/A
	\$12500	x	5.0%	---> #N/A
			510	#N/A
			511	
Subtotal			517	#N/A
			518	
			419	#N/A

=====

=====	=====	=====	=====	=====	=====
	SIN #		123 456 789	TIC(ONT) TC-	1991
=====	=====	=====	=====	=====	=====

		x	53.0%	#N/A
\$10000)		x	12.0%	#N/A
	Ontario Income Tax:			#N/A (A)

			1.	\$167.00
or later	x	\$350	2.	\$0
	x	\$350	3.	\$0

				\$167.00 (B)
	x	3 -->		\$501.00 (C)
	x	2 -->		#N/A (D)

#N/A (E)

423

#N/A (F)

=====

===== SIN # 987 654 321 T1- 1991 =====

Sheet1

Tax

+	17%		
+	26%	on next	\$28783
+	29%	on remainder	

tax is		\$0.00	
tax at	#N/A	#N/A	
			#N/A
			500
			\$0.00
			#N/A
		501	#NAME?
		502	\$0.00
		504	\$0.00
			#NAME? --->
BASIC FEDERAL TAX		506	#N/A

507 \$0.00

┌
|
|
└
V

\$0.00	----->	\$0.00	
			509
			406
			\$0.00
			#N/A

		#N/A	
Amount	(A) -->	\$0.00	
		#N/A	
	5.0%		---
	\$12500 x	5.0% --->	#N/A
			#N/A
			510
			511
Subtotal			517
			#N/A
			518
			419
			#N/A

Sheet1

SIN #	987 654 321	TIC(ONT) TC-	1991
		x	53.0%
\$10000)		x	12.0%
	Ontario Income Tax:		#N/A (A)
		1.	\$167.00
or later			
x	\$350	2.	\$0
x	\$350	3.	\$0

			\$167.00 (B)
x	3 -->		\$501.00 (C)
x	2 -->		#N/A (D)
			#N/A (E)
			428
			#N/A (F)

=====

SCHEDULE 6: PERSONAL AMT - FOR:

=====

MARRIED AMOUNT:Are you claiming?(Y/N)

Spouse Name

x

AMOUNTS FOR DEPENDENT CHILDREN (only for person CLAIMING Family Allowance):

Summary of Claims for Dependent Children:

Children born in

Name of Child

x

Children born in

Name of Child

x

x

x

x

x

EQUIVALENT TO MARRIED AMOUNT:

Single,divorced,separated or widow(er) and supported a relative in

Based on your marital status on Pg 1 of T1, you

Dependant:

x

=====

=====

SCHEDULE 7: FEDERAL CHILD TAX CREDIT - FOR:

=====

PART A -

My Net Income from line 236 on page 2 (if negative enter zero)
My Spouse's Net Income (if negative enter zero)
Other Supporting Person's Net Income
Net Fed supplmts(from T4A(OAS)), social assistance, workers' comp

CERTIFICATION by Spouse and/or Supporting Person Other than Spouse
I hereby certify that the Net Income reported on line 2 or 3 in the calculation of income above
is my true and correct income for the year.

PART B

Number of eligible children from TFA1 slip (attach copy)

Calc of supplement for children born in
number of eligible children

child care expenses claimed
by you, your spouse &
supporting person re line 546

Income from line 5 (Part A above)

Child Tax Credit (enter this amount on line 444;if negative, on line 426)

=====

=====
ONTARIO TAX CREDITS - FOR:
=====

CALCULATION OF INCOME FOR ONTARIO TAX CREDITS

My Net Income

My Spouse's Net Income (if negative, enter zero)

Other Supporting Person's Net Income plus other pymts

Net Fed suplmnts(from T4A(OAS)), social assist., workers' comp

PROPERTY TAX CREDIT - Are you claiming?

Rent pd

Prty Taxes pd in

College Residence claim \$25.00

Enter

Add

SALES TAX CREDIT - are you claiming?

Basic Sales Tax Credit - claim

Add. clm for spouse/sup. pers

Dep's. born after

Less

ONTARIO POLITICAL CONTRIBUTION TAX CREDIT CALCULATION

Total in 1988

Allowable Credit

Ontario Tax from Line 428 on your return

Allowable Ontario Political Contribution

ONTARIO HOME OWNERSHIP PLAN TAX CREDIT CALCULATION - Are you Claiming? --->

OHOSP Qualifying Income -
Residing w/spouse or clmg eqv-to-marr?

My Contributions (max \$2000.00)
Spouse's Contribution (max \$2000.00)

Enter Tax credit factor (from tax table)
Ontario Home Ownership Savings Plan Tax Credit (I x J)
TOTAL ONTARIO TAX CREDITS - (F)+(G)+(K)- to line 479 of return
=====

=====

FEDERAL GST CREDIT - FOR:
=====

AREA D - FAMILY INFORMATION

1. Your marital status was (if married, only 1 spouse may claim)
2. Did you reside with "other supporting person"
3. Please enter the number of "qualified children"
4. Are you eligible for an "equivalent-to-married" credit for a child:
5. If someone is an "other supporting person" of your "qualified

AREA E - INCOME INFORMATION

Enter your net income from line 236 on your income tax return
Enter your spouse's net income (if neg've, enter zero)
Enter other supporting person's net income plus their net federal
supplements (Box 21) or (H) on the T4A(OAS)), social assistance
pymts & workers' comp pymts rec'd in the year
Enter the net federal supplements (Box (21) or Box (H) on the
T4A(OAS)), social assistance pymts and workers' comp pymts
rec'd in the year by you and your spouse
Income to be used for the calculation of your Goods & Services Tax Credit
(Add lines 6,7,8,9)

AREA F - CALCULATION - ***** based on 1990 tax form *****

Sheet1

It is not necessary to complete this calculation. This area is provided to show how Revenue Canada will calculate your GST Credit payments

Basic GST Credit

Credit for spouse or supporting person

if married or answered Yes to Q.2, Area D

Equivalent-to-married credit

if answered Yes to Q.4, Area D above

Cr for Qualified children

-do not incl child claimed on line 13:

Calculation for additional credit:

If you were married & not living with an other supporting person at the end of the year, you may claim this credit.

Income from line 10 in Area E above:

Subtract base amount

Additional Credit - enter the lesser of

Add lines 11, 12, 13, 14, and 18

Income from line 10 in Area E above

Subtract base amount

Enter 1/4 of line 24 - This amt will be pd July, Oct, Jan, Apr.

(If line 25 is zero, please do not submit this application form, as you do not qualify)

=====

=====

SCHEDULE 6: PERSONAL AMT - FOR:

=====

MARRIED AMOUNT:Are you claiming?(Y/N)

Spouse Name

x

AMOUNTS FOR DEPENDENT CHILDREN (only for person CLAIMING Family Allowance):

Summary of Claims for Dependent Children:

Children born in

Name of Child

x

Children born in

Name of Child

x

x

x

x

x

EQUIVALENT TO MARRIED AMOUNT:

Single,divorced,separated or widow(er) and supported a relative in

Based on your marital status on Pg 1 of T1, you

Dependant:

x

=====

SCHEDULE 7: FEDERAL CHILD TAX CREDIT - FOR:

PART A -

My Net Income from line 236 on page 2 (if negative enter zero)

My Spouse's Net Income (if negative enter zero)

Other Supporting Person's Net Income

Net Fed supplmts(from T4A(OAS)), social assistance, workers' comp

Sheet1

CERTIFICATION by Spouse and/or Supporting Person Other than Spouse

I hereby certify that the Net Income reported on line 2 or 3 in the calculation of income above is my true and correct income for the year.

PART B

Number of eligible children from TFA1 slip (attach copy)

Calc of supplement for children born in
number of eligible children

child care expenses claimed
by you, your spouse &
supporting person re line 546

Income from line 5 (Part A above)

Child Tax Credit (enter this amount on line 444:if negative, on line 426)

ONTARIO TAX CREDITS - FOR:

CALCULATION OF INCOME FOR ONTARIO TAX CREDITS

My Net Income

My Spouse's Net Income (if negative, enter zero)

Other Supporting Person's Net Income plus other pymts

Net Fed suplmnts(from T4A(OAS)), social assist., workers' comp

PROPERTY TAX CREDIT - Are you claiming?

Rent pd

Prty Taxes pd in

College Residence claim \$25.00

Enter

Add

SALES TAX CREDIT - are you claiming?

Basic Sales Tax Credit - claim

Additional Claim for spouse

Dep's. born after

Less

ONTARIO POLITICAL CONTRIBUTION TAX CREDIT CALCULATION

Total in 1988

Allowable Credit

Ontario Tax from Line 428 on your return

Allowable Ontario Political Contribution

ONTARIO HOME OWNERSHIP PLAN TAX CREDIT CALCULATION - Are you Claiming? --->

OHOSP Qualifying Income -

Residing w/spouse or clmg eqv-to-marr?

My Contributions (max \$2000.00)

Spouse's Contribution (max \$2000.00)

Enter Tax credit factor (from tax table)

Ontario Home Ownership Savings Plan Tax Credit (I x J)

TOTAL ONTARIO TAX CREDITS - (F)+(G)+(K)- to line 479 of return

=====

FEDERAL GST CREDIT - FOR:

=====

AREA D - FAMILY INFORMATION

1. Your marital status was (if married, only 1 spouse may claim)

2. Did you reside with "other supporting person"

3. Please enter the number of "qualified children"

4. Are you eligible for an "equivalent-to-married" credit for a child:

5. If someone is an "other supporting person" of your "qualified

AREA E - INCOME INFORMATION

Enter your net income from line 236 on your income tax return
Enter your spouse's net income (if neg've, enter zero)
Enter other supporting person's net income plus their net federal
supplements (Box 21) or (H) on the T4A(OAS)), social assistance
pymts & workers' comp pymts rec'd in the year
Enter the net federal supplements (Box (21) or Box (H) on the
T4A(OAS)), social assistance pymts and workers' comp pymts
rec'd in the year by you and your spouse
Income to be used for the calculation of your Goods & Services Tax Credit
(Add lines 6,7,8,9)

AREA F - CALCULATION - ***** based on 1990 tax form *****

It is not necessary to complete this calculation. This area is provided
to show how Revenue Canada will calculate your GST Credit payments

Basic GST Credit
Credit for spouse or supporting person
if married or answered Yes to Q.2, Area D
Equivalent-to-married credit
if answered Yes to Q.4, Area D above
Cr for Qualified children
-do not incl child claimed on line 13:

Calculation for additional credit:
If you were married & not living with an other supporting person at
the end of the year, you may claim this credit.
Income from line 10 in Area E above:
Subtract base amount

Additional Credit - enter the lesser of

Add lines 11, 12, 13, 14, and 18

Sheet1

Income from line 10 in Area E above
Subtract base amount

Enter 1/4 of line 24 - This amt will be pd July, Oct, Jan, Apr.

(If line 25 is zero, please do not submit this application form, as you do not qualify)

=====

=====

=====

Are you claiming ? (Y/N)

=====

=====

=====

This area must be completed if you are claiming a CHILD TAX CREDIT (Part B below)
ARE YOU CLAIMING? (Y/N) --->

Signature of Spouse

CHILD TAX CREDIT - only the person (usually the mother) ELIGIBLE for Family
Allowances for an eligible child may claim this credit

Maximum supplement (line 7 - line 8: if neg've :0)

Income in excess of base amount (if neg've enter 0)

Subtract: Child Tax Credit Prepayment from ATC1 slip

=====

=====

=====

Total Income for OHOSP Tax Credit Calculations (add lines 1 - 4)

Total Income for Property and Sales Tax Credit Calculations

1991

\$250.00
10%

Net Property and Sales Tax credits: (C) - (D). If neg've enter 0

2%

1991

Subtr.: Ont Prpty & Sales Tax Credits (Amount F)
Ont Tax in excess of Prpty & Sales Credits

=====

=====

=====

ARE YOU CLAIMING? Y/N

1-married 2-widow(er) 3-divorced 4-separated 5-single :

This child is to be incl. in line 3

children", please enter the SIN # of that person:

Income over base amount (if neg've, enter 0)

Income over base amount (if neg've, enter 0)

GST Credit (line 19 minus line 23)(if less than \$1.00, enter 0)

=====

=====

=====

Are you claiming ? (Y/N)

=====

=====

=====

This area must be completed if you are claiming a CHILD TAX CREDIT (Part B below)
ARE YOU CLAIMING? (Y/N) --->

Signature of Spouse

CHILD TAX CREDIT - only the person (usually the mother) ELIGIBLE for Family Allowances for an eligible child may claim this credit

Maximum supplement (line 7 - line 8: if neg've :0)

Income in excess of base amount (if neg've enter 0)

Subtract: Child Tax Credit Prepayment from ATC1 slip

=====

=====

=====

Total Income for OHOSP Tax Credit Calculations (add lines 1 - 4)

Total Income for Property and Sales Tax Credit Calculations

0

\$250.00
10%

2%

Net Property and Sales Tax credits: (C) - (D). If neg've enter 0

0

Subtr.: Ont Prpty & Sales Tax Credits (Amount F)

Ont Tax in excess of Prpty & Sales Credits

=====

=====

ARE YOU CLAIMING? Y/N

1-married 2-widow(er) 3-divorced 4-separated 5-single :

This child is to be incl. in line 3

children", please enter the SIN # of that person:

Income over base amount (if neg've, enter 0)

Income over base amount (if neg've, enter 0)

GST Credit (line 19 minus line 23)(if less than \$1.00, enter 0)

=====

=====
X
=====
N

1972 or earlier (ONLY if INFIRM):				
Year Born	% of Clm		#	
	100%			1

1973 or later:				
Year Born	% of Clm		#	
	100%			1
	100%			2
	100%			3
	100%			4
	100%			5

N

Y

Income to enter on line 11 below

545

546

0

550

25%

Subtract:base amount

Line 10 - line 14 (if neg've enter 0)

--	--	--

===== X =====

 Y
 \$0.00 20% 555
 1991 556
 558
 Occupancy Cost 559
 or "Occupancy Cost", whichever is less
 of "Occupancy Cost"

Total Property Tax Credit

 Y
 \$100.00
 \$100.00 N
 1973 0 x
 Total Sales Tax Credit
 of line (B) (if neg've enter 0)

Enter amount (E) or

 565
 The first \$200.00 x
 The next \$600.00 x
 Amt above \$800.00 x
 Total - max:

Enter Amount (A) above

Y

Qualifying Income (a) - (b)

Total Contributions:

=====

=====

X

=====

----->

Y

2%

Enter

5%

=====

=====

x

N

Year Born	1972 or earlier (ONLY if INFIRM):	% of Clm	#	
		100%		1
Year Born	1973 or later:	% of Clm	#	
		100%		1
		100%		2
		100%		3
		100%		4
		100%		5

N

N

Income to enter on line 11 below

	545
546	0
550	25%

Subtract:base amount

Line 10 - line 14 (if neg've enter 0)

=====

=====

X

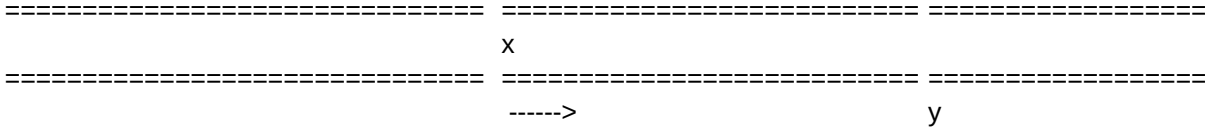
=====

		N	
	\$0.00	20%	555
	0		556
			558
Occupancy Cost			559
or "Occupancy Cost", whichever is less			
of "Occupancy Cost"			
Total Property Tax Credit			

		N	
		\$100.00	
		\$100.00 N	
	1973	0 x	
	Total Sales Tax Credit		
of line (B)	(if neg've enter 0)		
Enter amount (E) or			

			565
The first		\$200.00	x
The next		\$600.00	x
Amt above		\$800.00	x
Total - max:			

	Enter Amount (A) above		
		N	
Qualifying Income (a) - (b)			
Total Contributions:			



----->

----->

Enter

5%

=====

=====

SIN # 123 456 789

=====

=====

1991

=====

If Yes, enter spouse's income

Income

\$0.00

CLAIM:

\$0.00 ---> to line

to line 303

Income

\$0.00

Claim

#NAME?

Income

\$0.00

Claim

#NAME?

\$0.00

#NAME?

\$0.00

#NAME?

\$0.00

#NAME?

\$0.00

#NAME?

TOTAL:

#NAME? ---> to line

to line 304

ARE NOT

elegible

1991

If Yes, enter income

Income

Sheet1

\$0.00 CLAIM: \$0.00 ---> to line to line 305

=====

=====

x 123 456 789

=====

<---

	1	\$0.00
547	2	\$0.00
548	3	\$0.00
549	4	\$0.00
	5	\$0.00

Signature of Supporting Person _____ Date

	0	x	\$585	6	\$0
	1985 or later				
x			\$207	7	
	\$0.00	=	\$0.00	8	
			\$0.00	9	\$0.00
Add line 6 and 9				10	\$0
			\$0.00	11	
			\$25215	12	
			\$0.00	13	
	Enter	5% of line 13		14	\$0.00
				15	\$0.00
			552	16	\$0.00
				17	\$0.00

=====

=====

SIN # 123 456 789	T1C(ONT) -
-------------------	------------

=====

	1	\$0.00
551	2	\$0.00
581	3	\$0.00
592	4	\$0.00
Subtract Base Amount	5	\$0.00
		\$4000.00
		\$0.00

(see GUIDELINES)

		\$0.00
		\$0.00
		\$0.00
		\$0.00
		\$0.00
		\$0.00
		\$0.00
		\$0.00 --->
		\$0.00

(see GUIDELINES)

	593	\$100.00
if Y, claim	596	\$0.00
\$50.00	566	\$0.00
		\$100.00 --->
Total of Above Credits		\$100.00
		\$100.00
		\$0.00
		\$100.00
\$1000.00 whichever is less:		\$0.00

	Y	(see GUIDELINES)
\$0.00		
75%		\$0.00
50%		\$0.00
33.33%		\$0.00
\$750.00 (I)		\$0.00
		#N/A

Sheet1

(II) \$0.00
#N/A \$0.00

			Y	(see GUIDELINES)
1/2 x (A)	(a)		\$0.00	
	(b)		\$0.00	
		597	\$0.00 (H)	
		598	\$0.00	
		599	\$0.00	
			\$0.00 (I)	
			0.250 (J)	
			\$0.00	\$0.00
				\$0.00

=====

SIN # 123 456 789 T1 GSTC -

=====

<-----

		190	1	
1-yes 2-no:		191	2	
		192	0	
1-yes 2-no:		193	2	
		194	000 000 000	

			6	\$0.00
		195	7	\$0.00
		196	8	\$0.00
			9	\$0.00
			10	\$0.00

Sheet1

Claim:		\$190	198	11	\$190
Claim:		\$190		12	\$190
Claim:		\$190		13	\$0.00
	0	x	\$100	14	\$0
				15	\$0.00
				16	\$6169
				17	\$0.00
of line 17 or			\$100.00	18	\$0.00
				19	\$380.00
				20	\$0.00
				21	\$24769
				22	\$0.00
of line 22				23	\$0.00
				24	\$0.00
			----->	25	\$0.00

=====

=====

SIN # 987 654 321

1991

=====
If Yes, enter spouse's income
Income \$0.00 CLAIM: \$0.00 ---> to line to line 303

Income \$0.00 Claim #NAME?

Income \$0.00 Claim #NAME?
\$0.00 #NAME?
\$0.00 #NAME?
\$0.00 #NAME?
\$0.00 #NAME?

TOTAL: #NAME? ---> to line to line 304

ARE NOT eligible 1991

=====
If Yes, enter income
Income \$0.00 CLAIM: \$0.00 ---> to line to line 305

=====
x 987 654 321
=====

<---

1 \$0.00
547 2 \$0.00
548 3 \$0.00
549 4 \$0.00
5 5 \$0.00

Signature of Supporting Person _____ Date _____

	0	x	\$585	6	\$0
	1985 or later				
x			\$207	7	
	\$0.00	=	\$0.00	8	
			\$0.00	9	\$0.00
Add line 6 and 9				10	\$0
			\$0.00	11	
			\$25215	12	
			\$0.00	13	
	Enter	5% of line 13		14	\$0.00
				15	\$0.00
			552	16	\$0.00
				17	\$0.00

=====

=====

SIN # 987 654 321 T1C(ONT) -

=====

	1	\$0.00
551	2	\$0.00
581	3	\$0.00
592	4	\$0.00
	5	\$0.00

Sheet1

Subtract Base Amount \$4000.00
\$0.00

(see GUIDELINES)

\$0.00			
\$0.00			
\$0.00			
\$0.00			
		\$0.00	
		\$0.00	
		\$0.00 --->	\$0.00

(see GUIDELINES)

		593	\$100.00	
if Y, claim		596	\$0.00	
	\$50.00	566	\$0.00	
			\$100.00 --->	\$100.00
		Total of Above Credits		\$100.00
				\$0.00
				\$100.00
	\$1000.00 whichever is less:			\$0.00

- Are you claiming? y (see GUIDELINES)

\$0.00			
75%			\$0.00
50%			\$0.00
33.33%			\$0.00
\$750.00 (I)			\$0.00
			\$0.00
			\$0.00
(II)			\$0.00
			\$0.00

y (see GUIDELINES)

	(a)		\$0.00	
1/2 x (A)	(b)		\$0.00	
		597	\$0.00 (H)	
		598	\$0.00	
		599	\$0.00	
			\$0.00 (I)	
			0.250 (J)	
			\$0.00	\$0.00
				\$0.00

Sheet1

SIN # 987 654 321

T1 GSTC -

<-----

	190	1
1-yes 2-no:	191	2
	192	0
1-yes 2-no:	193	2
	194 000 000 000	

	6	\$0.00
195	7	\$0.00
	8	\$0.00
	9	\$0.00
	10	\$0.00

Claim:	\$190	198	11	\$190	
Claim:	\$190		12	\$190	
Claim:	\$190		13	\$0.00	
	0	x	\$0.00	14	\$0.00

15 \$0.00
 16 fdf
 17 #VALUE!

of line 17 or	\$100.00	18	#VALUE!
		19	#VALUE!

Sheet1

	20	\$0.00		
	21	\$0.00		
	22	\$0.00		
of line 22			23	\$0.00
			24	#VALUE!
		----->	25	#VALUE!

=====

OHOSP TAX CREDIT FACTOR

0	0.250
20080	0.249
20160	0.248
20240	0.247
20320	0.246
20400	0.245
20480	0.244
20560	0.243
20640	0.242
20720	0.241
20800	0.240
20880	0.239
20960	0.238
21040	0.237
21120	0.236
21200	0.235
21280	0.234
21360	0.233
21440	0.232
21520	0.231
21600	0.230
21680	0.229
21760	0.228
21840	0.227
21920	0.226
22000	0.225
22080	0.224
22160	0.223
22240	0.222
22320	0.221
22400	0.220

Sheet1

	22480	0.219
	22560	0.218
	22640	0.217
	22720	0.216
	22800	0.215
	22880	0.214
	22960	0.213
	23040	0.212
====	23120	0.211
1991	23200	0.210
====	23280	0.209
	23360	0.208
	23440	0.207
	23520	0.206
	23600	0.205
	23680	0.204
	23760	0.203
	23840	0.202
	23920	0.201
-----	24000	0.200
	24080	0.199
	24160	0.198
	24240	0.197
	24320	0.196
	24400	0.195
_____	24480	0.194
-----	24560	0.193
	24640	0.192
	25120	0.186
	25200	0.185
	25280	0.184
	25360	0.183
	25440	0.182
	25520	0.181
	25600	0.180
	25680	0.179
	25760	0.178
	25840	0.177
	25920	0.176
	26000	0.175
	26080	0.174
	26160	0.173
	26240	0.172
	26320	0.171
	26400	0.170
	26480	0.169
	26560	0.168
	26640	0.167
====	26720	0.166

Sheet1

	26800	0.165
	26880	0.164
	26960	0.163
	27040	0.162
	27120	0.161
	27200	0.160
	27280	0.159
	27360	0.158
	27440	0.157
	27520	0.156
	27600	0.155
====	27680	0.154
1991	27760	0.153
====	27840	0.152
	27920	0.151
	28000	0.150
	28080	0.149
	28160	0.148
	28240	0.147
(A)	28320	0.146
	28400	0.145
(B)	28480	0.144
-----	28560	0.143
	28640	0.142
	28720	0.141
	28800	0.140
	28880	0.139
	28960	0.138
	29040	0.137
	29120	0.136
	29200	0.135
-----	29280	0.134
	29360	0.133
	29440	0.132
	29520	0.131
	29600	0.130
	29680	0.129
(C)	29760	0.128
(D)	29840	0.127
(E)	29920	0.126
(F)	30000	0.125
-----	30080	0.124
	30160	0.123
	30240	0.122
	30320	0.121
	30400	0.120
	30480	0.119
	30560	0.118
	30640	0.117

Sheet1

	30720	0.116
	30800	0.115
(G)	30880	0.114
	30960	0.113
-----	31040	0.112
	31120	0.111
	31200	0.110
	31280	0.109
	31360	0.108
	31440	0.107
	31520	0.106
	31600	0.105
	31680	0.104
(K)	31760	0.103
	31840	0.102
====	31920	0.101
	32000	0.100
	32080	0.099
	32160	0.098
	32240	0.097
====	32320	0.096
1991	32400	0.095
====	32480	0.094
	32560	0.093
	32640	0.092
	32720	0.091
	32800	0.090
	32880	0.089
	32960	0.088
	33040	0.087
	33120	0.086
	33200	0.085
	33280	0.084
	33360	0.083
	33440	0.082
-----	33520	0.081
	33600	0.080
	33680	0.079
	33760	0.078
	33840	0.077
	33920	0.076
	34000	0.075
	34080	0.074
	34160	0.073
	34240	0.072
	34320	0.071
	34400	0.070
-----	34480	0.069
	34560	0.068

Sheet1

34640	0.067
34720	0.066
34800	0.065
34880	0.064
34960	0.063
35040	0.062
35120	0.061
35200	0.060
35280	0.059
35360	0.058
35440	0.057
35520	0.056
35600	0.055
35680	0.054
35760	0.053
35840	0.052
35920	0.051
36000	0.050
36080	0.049
36160	0.048
36240	0.047
36320	0.046
36400	0.045
36480	0.044
36560	0.043
36640	0.042
36720	0.041
36800	0.040
36880	0.039
36960	0.038
37040	0.037
37120	0.036
37200	0.035
37280	0.034
37360	0.033
37440	0.032
37520	0.031
37600	0.030
37680	0.029
37760	0.028
37840	0.027
37920	0.026
38000	0.025
38080	0.024
38160	0.023
38240	0.022
38320	0.021
38400	0.020
38480	0.019

=====

Sheet1

38560	0.018
38640	0.017
38720	0.016
38800	0.015
38880	0.014
38960	0.013
39040	0.012
39120	0.011
39200	0.010
39280	0.009
39360	0.008
39440	0.007
39520	0.006
39600	0.005
39680	0.004
39760	0.003
39840	0.002
39920	0.001
40000	0.000

====
1991
====

=====

=====
1991
=====

(A)

(B)

(C)

(D)

(E)

(F)

(G)

(K)

====

====
1991
====

====

TABLE OF NAMED RANGES

AGEAMT	C83
BASFEDSALTAXCR	H90
BASICCHLDTAXCR	H87
BASICFEDTAX	V140
BASINCCHLDTAXCR	H89
BASINCFEDSALTXC	H92
BASPERSAMT	C82
BOTHINCOMES	AH166
CHDMAXINC	C88
CHILDTAXCR	AH194
CPPCONTRB	F215
CPPEARNINGS	C90
CPPEXEMPT	C91
CPPMAX	C92
CPPRATE	B91
CPPSELFEMPLPAY	H280
DEPCHDAMT1/2	C86
DEPCHDAMT3+	C87
DISAMTSELF	H83
DISBASINC	H85
DISDEPAMT	H84
DIVTAXCR	F160
EXTFEDSALTAXCR	H91
EXTRACHLDTAXCR	H88
FEDADDSURTAXRAT	C107
FEDSURTAXBASE	C106
FEDSURTAXRATE	C105
FEDTAX	V150
FEDTAXBRACHIGH	A102
FEDTAXBRACLOW	A100
FEDTAXBRACMID	A101
FEDTAXRATE1	E100

FEDTAXRATE2	E101
FEDTAXRATE3	E102
GSTADDCRBASE	H94
GSTBASICCRED	H93
GSTCHILDAMT	H96
GSTCREDIT	AH319
GSTFORM	Y266..AI325
GSTINCBASEAMT	H95
MARITALSTATUS	H127
MARRIEDAMT	C84
MARRIEDAMTBASE	C85
MARRIEDCLM	AF122
MEDEXPBASE	H86
NAMETAB	AO116..AQ236
NETINC	H195
NRTAXCREDITS	H234
OHOSPTABLE	AK117..AL362
ONTSURTAXBASE	H106
ONTSURTAXRATE	H107
ONTTAX	V200
ONTTAXFORM	L169..W205
ONTTAXRATE	H105
OTC	AH260
OTCFORM	Y208..AI263
PENAMT	C89
SCH1	M117..W210
SCH6	Y117..AH155
SCH7	Y156..AI203
SIN	F123
SP1	A123
SP2	A348
SPBASICFEDTAX	V365
SPCHILDTAXCR	AH419
SPCPPCONTRB	F440
SPCPPSELFEMPPAY	H493
SPDIVTAXCR	F385
SPFEDSURTAX	V388
SPFEDTAX	V375
SPGSTCREDIT	AH544
SPGSTFORM	Y491..AI554
SPMARITALSTATUS	H352
SPMARRIEDCLM	AF347
SPNETINC	H420
SPNRTAXCR	H459
SPONTTAX	V423
SPONTTAXFORM	L391..W427
SPOTC	AH485
SPSCH1	M342..W434
SPSCH6	Y342..AH376

SPSCH7	Y381..AI424
SPSIN	F348
SPT1GEN	A342..H555
SPTAXINC	H432
SPTOTDEPCLAIM	AF365
SPTOTEQUIVAMT	AF373
SPTOTINC	H398
SPUICONTRB	F442
SPYRBORN	G360
SURTAX	V163
T1GEN	A117..H334
TAXINC	H207
TAXRATE	L119..T128
TAXTAB	N124..R127
TOTCREDITS	F312
TOTDEPCLAIM	AF140
TOTEQUIVAMT	AF148
TOTINC	H173
UICMAX	H82
UICONTRB	F217
UPDATETAB	A73..I108
YEAR	C81
YRBORN	G135